



Cam Locks

1000 Series Tubular Cam Lock

The 1000 Series incorporates the original design of current tubular cam locks such as the ACE®, Gem® and others with our new and improved face and lock spindle.

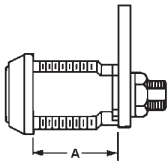


1000 Series

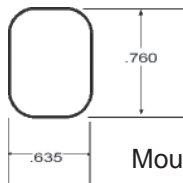
All Cobra cam locks come with our improved anti-drill ball positioned in the center of the spindle. We also incorporate a shielded pin stack that will protect the combination pins, as well as a new style tubular key with a thicker design.

Cobra cam locks can be keyed alike or keyed different with thousands of key combinations available. The 1000 Series cam locks can be “keyed into” most of the existing tubular lock codes currently in the market.

Contact us to get additional information on this and other Cobra locks that can provide additional security at reasonable prices.



Part Number	“A” Dimension	Series
TF1038t	11mm (3/8”)	1000 - Tapped End
TF1038d	11mm (3/8”)	1000 - Threaded End
TF1058	16mm (5/8”)	1000
TF1078	23mm (7/8”)	1000
TF1118	28mm (1 1/8”)	1000



Mounting Hole

Rotation and Keypull

- A = 90 Clockwise 1 Keypull
- AD = 90 clockwise 2 Keypulls
- B = 180 Clockwise 1 Keypull
- BD = 180 Clockwise 2 Keypulls



800.266.2646

www.coinsecurity.com

sales@coinsecurity.com



Cam Locks

Cobra 7 Tubular Cam Locks

The **Cobra 7** Series incorporates the original design of current tubular cam locks such as the ACE®, Gem® and others with our new and improved face and 7-Sided lock spindle and key.



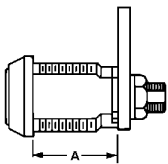
Cobra 7 Series

All **Cobra 7** cam locks come with our improved anti-drill ball positioned in the center of the spindle. We also incorporate a shielded pin stack that will protect the combination pins and a 7 sided spindle and 7 sided key to match. The **Cobra 7** keys are only available from Locking Systems or one of its service centers.

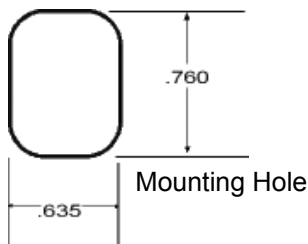
Cobra 7 cam locks are available with thousands of new combinations. A standard tubular key will NOT fit onto the **Cobra 7** lock, which increases the security level of these locks.

**Protected By
U.S. Patent**

Contact us to get additional information on this and other Cobra locks that can provide additional security at reasonable prices.



Part Number	"A" Dimension	Series
TF1038t-7	11mm (3/8")	Cobra 7 - Tapped End
TF1038d-7	11mm (3/8")	Cobra 7 - Threaded End
TF1058-7	16mm (5/8")	Cobra 7
TF1078-7	23mm (7/8")	Cobra 7
TF1118-7	28mm (1 1/8")	Cobra 7



Rotation and Keypull

- A = 90 Clockwise 1 Keypull
- AD = 90 clockwise 2 Keypulls
- B = 180 Clockwise 1 Keypull
- BD = 180 Clockwise 2 Keypulls



800.266.2646
www.coinsecurity.com
sales@coinsecurity.com



Cam Locks

Cobramatic Tubular Cam Lock 8-Change



Cobramatic 7 Series

All **Cobramatic** Series locks feature 8 key code changes designed so that the user can change the key code while the lock is still mounted with no outward visual indication of what the current key code is.

All **Cobramatic 7** Series 8-change cam locks provide a higher level of security adding an improved anti-drill ball positioned in the center of the spindle and a 7 sided spindle and 7 sided key to match.

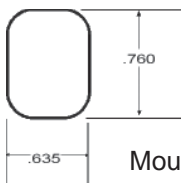
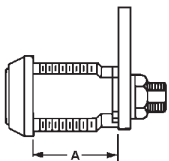
The **Cobramatic 7** keys are only available from Locking Systems or one of its service centers.



Cobramatic Series

The original Cobramatic series provides the ability to continue current systems from other manufacturers.

Contact us to get additional information on this and other Cobra locks that can provide additional security at reasonable prices.



Mounting Hole

Part Number	"A" Dimension	Series
	Cobramatic 7	
TF1058ms-7	16mm (5/8")	Cobramatic 7
TF1078ms-7	23mm (7/8")	Cobramatic 7
TF1118ms-7	28mm (1 1/8")	Cobramatic 7
	Cobramatic	
TF1058ms	16mm (5/8")	Cobramatic
TF1078ms	23mm (7/8")	Cobramatic
TF1118ms	28mm (1 1/8")	Cobramatic



800.266.2646

www.coinsecurity.com

sales@coinsecurity.com



Cam Locks

SB Series Cam Lock



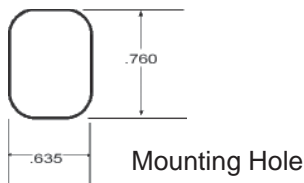
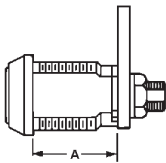
Cobra SB Series

The Cobra disc wafer single bitted cam locks are designed for a variety of OEM applications. The lock is a die-cast construction, with brass wafers.

These locks can be keyed alike or keyed different and are supplied with two keys per lock. The lock can either be nut or clip mounted.

The Cobra SB cam lock is designed around the industry standard 54G keyway and can be keyed into systems and lock codes from, Fort®, National Lock®, Ilco®, Royal Lock®, Illinois Lock®, Hudson Lock® and others.

Contact us to get additional information on this and other Cobra locks that can provide additional security at reasonable prices.



Part Number	"A" Dimension	Series
TF3038	3/8"	Single Bitted
TF3058	5/8"	Single Bitted
TF3058-FC	5/8"	Single Bitted (Fixed Cam)
TF3078	7/8"	Single Bitted
TF3118	1 1/8"	Single Bitted
TF3138	1 3/8"	Single Bitted

Rotation and Keypull

- A = 90 degree 1 keypull
- AD = 90 degree 2 keypulls
- BD = 180 degree 2 keypulls



800.266.2646
www.coinsecurity.com
sales@coinsecurity.com